

Scaled data based on original data using
LM-79-08 Approved Method: Electrical and Photometric Measurements of Solid-
State Lighting Products

Test Report Prepared for
Cooper Lighting Solutions
(formerly Eaton)

Brand: McGRAW-EDISON

Report Number: P191010

Luminaire Tested: **GLEON-AF-02-LED-E1-RW**

Issue Date: 3/3/2020

Test Information

Test Method: LM-79-08
Report Number: P191010
TEST IS SCALED FROM IESNA LM-79-08 TEST DATA (P24166)
Test Lab: INNOVATION CENTER P2
Issue Date: 3/3/2020
Manufacturer: COOPER LIGHTING SOLUTIONS (FORMERLY EATON)
Product Line: MCGRAW-EDISON
Catalog Number: GLEON-AF-02-LED-E1-RW
Description: GALLEON AREA AND ROADWAY LUMINAIRE
(2) 70 CRI, 4000K, 1050mA LIGHTSQUARES WITH 16 LEDS EACH AND RECTANGULAR WIDE OPTICS
Light Source: -
Ballast/Driver: ELECTRONIC DRIVER

Summary

Lumens per Lamp: N/A
Luminaire Lumens: 12734.7 lumens
Efficiency: N/A
Efficacy: 112.7 lumens/watt
Luminous Opening: Rectangular (W 0.5' x L: 1' x H: 0')
IES Classification: Type II - Medium - Full Cutoff
BUG Rating: B3 - U0 - G3

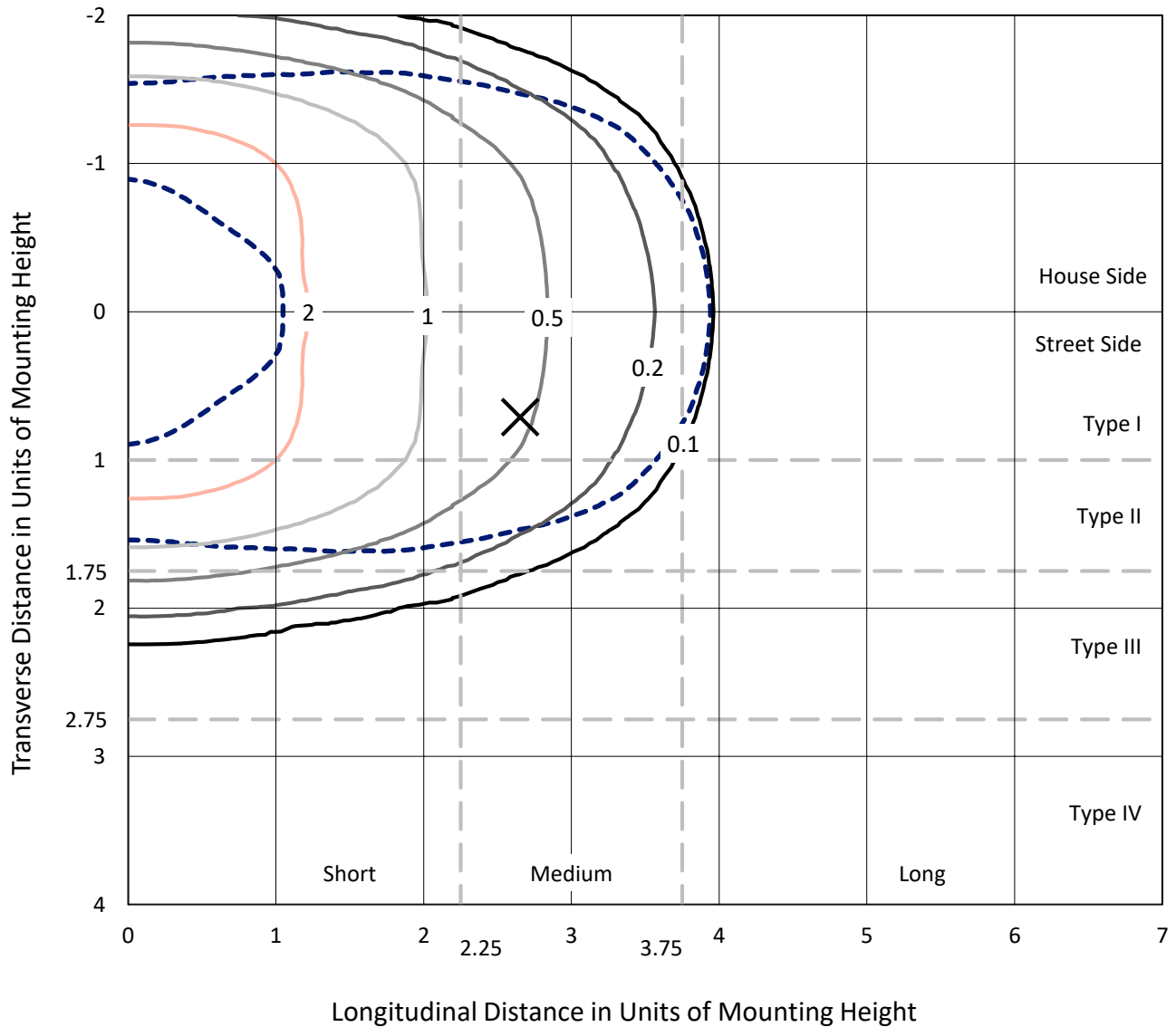
Input Watts (W): 113
Input Voltage (V): NR
Input Current (Ain): NR
Voltage Rise (V): NR
Power Factor: NR
Total Harmonic Distortion (THDi): NR
Frequency (hertz): 60
Stabilization Time: NR
Operation Time: NR
Ambient Temperature (°C): NR
Test Distance: 25 FT



REPORT NUMBER: P191010
 CATALOG NUMBER: GLEON-AF-02-LED-E1-RW

Iso-Footcandle Lines of Horizontal Illumination

× Max cd
 - - - 1/2 Max cd

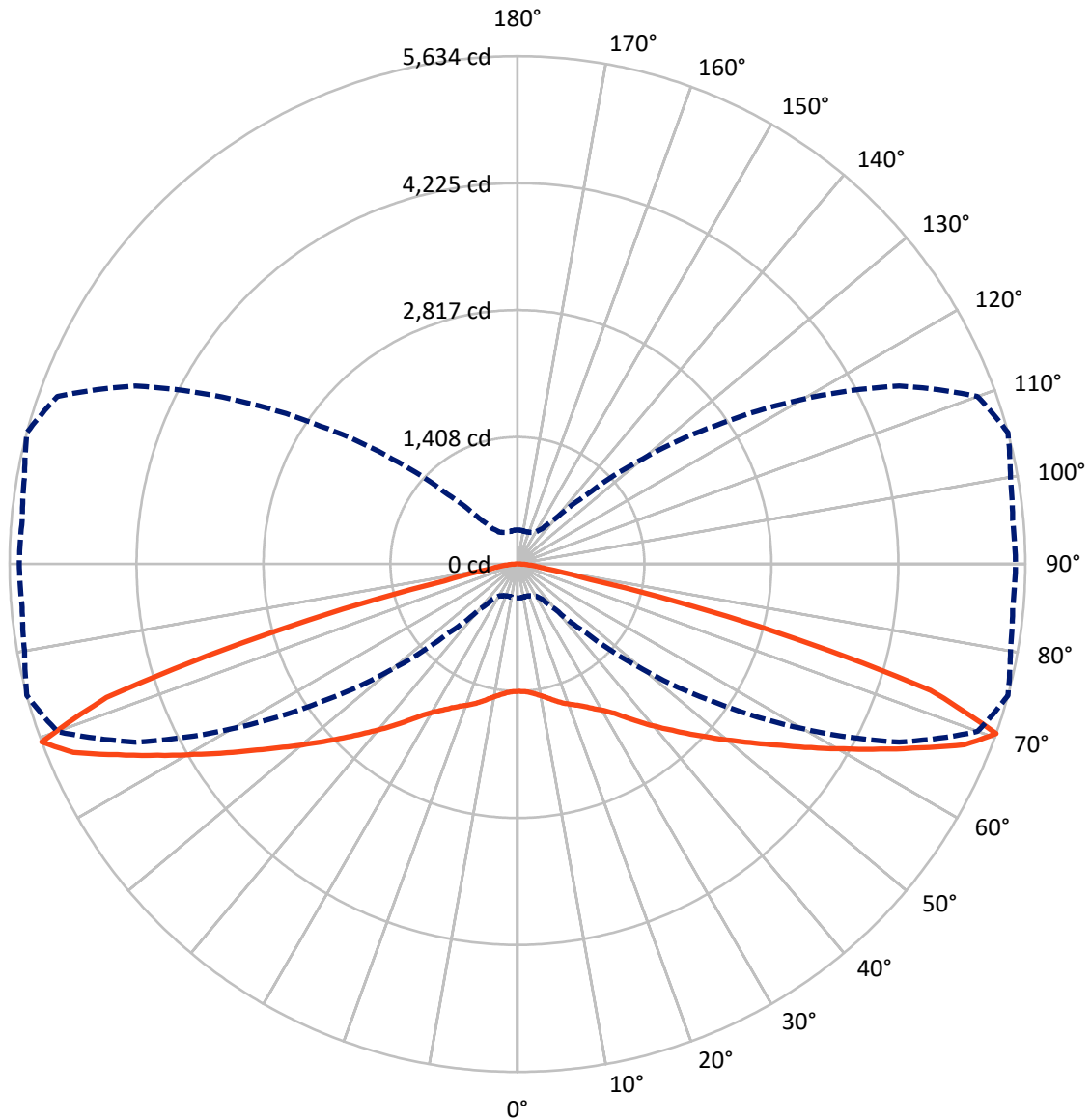


Based on 20 foot mounting height. Maximum calculated value = 3.6 fc
 Type II - Medium - Full Cutoff

REPORT NUMBER: P191010

CATALOG NUMBER: GLEON-AF-02-LED-E1-RW

Luminous Intensity Polar Plot



— Vertical Plane Through 75-Deg Lateral - - - Horizontal Cone Through 70-Deg Vertical

REPORT NUMBER: P191010

CATALOG NUMBER: GLEON-AF-02-LED-E1-RW

FLUX DISTRIBUTION:

		Downward	Upward	Total
House Side	Lumens	6367.4	0.0	6367.4
	% Fixture	50.0	0.0	50.0
Street Side	Lumens	6367.4	0.0	6367.4
	% Fixture	50.0	0.0	50.0
Total	Lumens	12734.7	0.0	12734.7
	% Fixture	100.0	0.0	100.0

Coefficient of Utilization

ZONAL LUMENS:

Zone	Lumens	% Fixture
0°-10°	135.5	1.1
10°-20°	420.9	3.3
20°-30°	792.3	6.2
30°-40°	1403.0	11.0
40°-50°	2346.2	18.4
50°-60°	3269.5	25.7
60°-70°	3031.9	23.8
70°-80°	1208.3	9.5
80°-90°	127.0	1.0
90°-100°	0.0	0.0
100°-110°	0.0	0.0
110°-120°	0.0	0.0
120°-130°	0.0	0.0
130°-140°	0.0	0.0
140°-150°	0.0	0.0
150°-160°	0.0	0.0
160°-170°	0.0	0.0
170°-180°	0.0	0.0
0°-90°	12734.7	100.0
0°-180°	12734.7	100.0



REPORT NUMBER: P191010

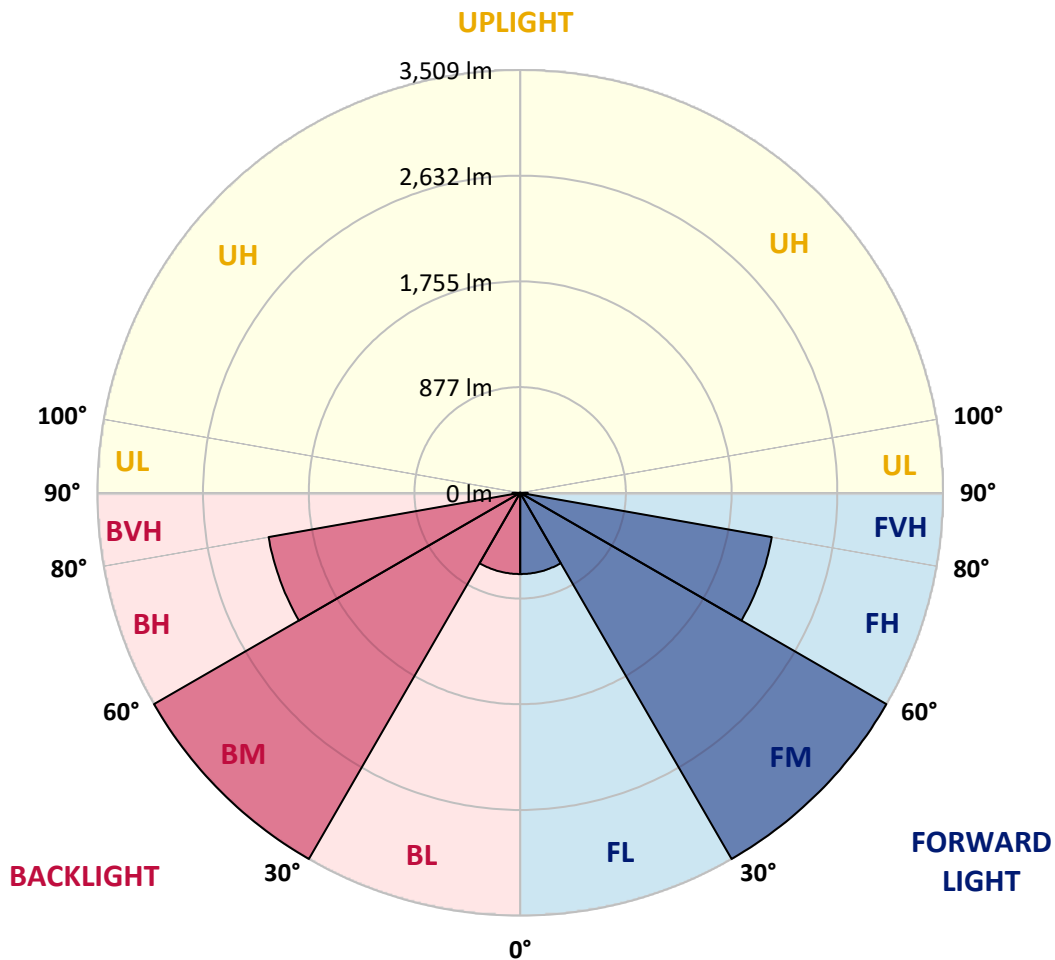
CATALOG NUMBER: GLEON-AF-02-LED-E1-RW

LUMINAIRE CLASSIFICATION SYSTEM LUMEN TABLE AND BUG RATING:

Zone		Lumens	% Fixture	Zone Rating/Lumen Limit		
				B	U	G
FL	(0°-30°)	674.4	5.3			
FM	(30°-60°)	3509.4	27.6			
FH	(60°-80°)	2120.1	16.6			G2/5000
FVH	(80°-90°)	63.5	0.5			G1/100
BL	(0°-30°)	674.4	5.3	B2/1000		
BM	(30°-60°)	3509.4	27.6	B3/5000		
BH	(60°-80°)	2120.1	16.6	B3/2500		G3/2500
BVH	(80°-90°)	63.5	0.5			G1/100
UL	(90°-100°)	0.0	0.0		U0/0	
UH	(100°-180°)	0.0	0.0		U0/0	

BUG Rating: B3-U0-G3

Type II Medium





REPORT NUMBER: P191010

CATALOG NUMBER: GLEON-AF-02-LED-E1-RW

CANDELA DISTRIBUTION (FULL):

	0°	5°	10°	15°	20°	25°	30°	35°	40°	45°	50°
0°	1412.6	1412.6	1412.6	1412.6	1412.6	1412.6	1412.6	1412.6	1412.6	1412.6	1412.6
2.5°	1410.1	1409.0	1410.1	1409.5	1410.8	1410.8	1412.0	1414.3	1414.3	1416.2	1415.6
5°	1396.3	1395.7	1397.6	1399.3	1401.1	1404.7	1408.4	1413.8	1418.0	1421.0	1424.0
7.5°	1369.2	1369.2	1371.7	1375.9	1380.1	1387.9	1396.3	1407.2	1418.0	1427.0	1434.9
10°	1347.0	1348.1	1351.2	1358.4	1365.6	1377.7	1389.1	1404.7	1419.8	1434.9	1446.9
12.5°	1333.7	1335.6	1341.0	1351.8	1363.8	1380.1	1397.6	1417.4	1434.3	1452.3	1464.4
15°	1337.9	1339.1	1347.0	1360.2	1375.9	1396.3	1419.8	1443.3	1463.1	1482.4	1498.6
17.5°	1361.4	1363.2	1372.3	1387.3	1403.6	1427.6	1452.9	1479.4	1504.0	1525.7	1545.6
20°	1403.6	1405.3	1416.8	1433.1	1452.3	1476.9	1502.3	1529.9	1557.6	1580.5	1602.8
22.5°	1463.1	1466.1	1476.9	1493.2	1514.9	1541.4	1571.5	1600.9	1627.4	1648.5	1668.3
25°	1541.4	1548.0	1558.3	1576.3	1599.2	1623.2	1655.7	1685.8	1711.1	1730.9	1745.4
27.5°	1652.2	1661.2	1668.9	1686.4	1708.7	1731.5	1764.1	1790.6	1814.6	1833.8	1844.7
30°	1799.0	1808.0	1815.8	1832.7	1853.2	1874.8	1905.6	1929.0	1944.0	1959.1	1958.4
32.5°	1977.2	1986.8	1989.7	2007.8	2028.9	2052.3	2080.1	2093.3	2105.3	2107.2	2096.3
35°	2176.3	2181.1	2193.2	2217.2	2241.4	2260.6	2287.1	2293.7	2293.7	2284.7	2260.6
37.5°	2394.8	2397.8	2414.7	2441.8	2466.4	2486.3	2504.4	2517.6	2510.9	2491.7	2451.4
40°	2634.4	2639.8	2663.9	2687.9	2715.6	2734.2	2753.6	2755.9	2749.3	2721.0	2666.2
42.5°	2863.0	2867.8	2892.0	2929.8	2965.9	2991.8	3009.9	3013.5	2992.4	2966.6	2898.5
45°	3059.9	3072.5	3103.8	3148.3	3200.7	3237.4	3262.1	3272.3	3253.7	3219.9	3141.2
47.5°	3215.7	3228.4	3272.9	3325.9	3390.9	3450.5	3491.4	3513.1	3508.3	3482.9	3396.9
50°	3330.1	3342.2	3390.3	3455.3	3531.1	3605.2	3675.0	3726.7	3744.8	3733.4	3654.5
52.5°	3343.3	3363.3	3419.8	3507.1	3605.8	3706.9	3806.2	3894.1	3953.6	3962.7	3904.3
55°	3158.6	3178.4	3256.7	3386.1	3533.0	3697.9	3856.7	4004.9	4122.2	4182.3	4151.6
57.5°	2722.8	2758.4	2840.8	2992.4	3208.6	3455.3	3708.7	3971.7	4210.7	4370.1	4400.8
60°	2086.6	2128.8	2211.8	2373.1	2613.9	2908.2	3246.4	3635.3	4057.1	4415.9	4630.2
62.5°	1338.5	1378.2	1465.6	1605.7	1802.0	2121.0	2483.9	2945.5	3512.5	4078.8	4589.3
65°	687.9	709.6	755.3	840.3	993.1	1231.4	1557.0	2017.5	2665.7	3364.4	4102.3
67.5°	435.8	440.0	450.2	462.3	501.3	583.8	735.5	1022.5	1555.8	2284.7	3148.3
70°	376.8	376.8	371.9	370.1	374.9	386.4	409.9	476.7	656.6	1084.5	1815.8
72.5°	344.8	341.3	332.9	326.2	325.0	325.0	329.8	340.0	369.0	441.8	710.8
75°	317.8	307.6	296.1	288.3	285.3	282.2	281.7	283.5	289.5	301.0	339.4
77.5°	284.7	271.5	258.2	250.4	246.7	242.5	239.0	234.8	231.7	235.3	252.2
80°	245.0	230.0	219.7	214.8	211.2	205.2	197.4	190.2	183.6	182.4	192.6
82.5°	197.4	179.9	180.6	182.4	175.7	167.4	158.9	151.1	139.6	133.6	139.6
85°	159.5	150.5	146.3	157.7	148.0	135.4	122.1	108.3	90.3	75.8	82.4
87.5°	62.0	62.0	92.7	142.6	128.2	104.8	89.7	76.4	47.6	36.7	37.3
90°	0.0	0.0	0.0	0.0	0.0	0.0	0.0	0.0	0.0	0.0	0.0



REPORT NUMBER: P191010

CATALOG NUMBER: GLEON-AF-02-LED-E1-RW

CANDELA DISTRIBUTION (continued):

	55°	60°	65°	70°	75°	80°	85°	90°
0°	1412.6	1412.6	1412.6	1412.6	1412.6	1412.6	1412.6	1412.6
2.5°	1414.9	1416.2	1415.6	1414.9	1414.9	1414.3	1414.9	1414.9
5°	1425.8	1428.9	1428.9	1430.0	1430.0	1430.6	1431.2	1430.6
7.5°	1442.1	1447.5	1451.1	1455.4	1455.9	1456.5	1457.7	1456.5
10°	1458.3	1469.2	1476.9	1484.8	1488.4	1489.6	1490.8	1490.8
12.5°	1478.8	1493.8	1507.6	1521.5	1528.1	1531.8	1531.8	1534.1
15°	1512.5	1527.6	1543.7	1562.5	1573.9	1579.8	1581.7	1581.7
17.5°	1560.0	1573.3	1587.1	1605.2	1619.6	1627.4	1629.3	1628.6
20°	1615.4	1628.0	1635.9	1647.3	1659.9	1668.9	1671.4	1671.4
22.5°	1678.6	1685.8	1687.1	1690.6	1700.9	1712.9	1718.4	1719.5
25°	1748.4	1750.3	1745.4	1745.4	1752.0	1763.5	1768.9	1769.5
27.5°	1838.7	1829.6	1817.7	1813.4	1817.7	1830.9	1837.5	1839.9
30°	1951.3	1929.6	1901.9	1886.8	1884.5	1901.9	1913.9	1915.8
32.5°	2080.1	2048.8	2012.0	1981.4	1973.5	1984.3	1998.7	1998.2
35°	2232.9	2195.6	2151.1	2112.0	2093.9	2104.7	2125.2	2127.6
37.5°	2409.3	2360.6	2309.3	2260.0	2231.7	2234.7	2256.4	2263.6
40°	2606.1	2542.9	2478.5	2412.3	2371.9	2364.1	2390.6	2394.8
42.5°	2816.7	2735.5	2654.3	2572.4	2520.7	2508.6	2539.3	2537.4
45°	3041.2	2937.7	2842.6	2752.4	2691.0	2672.9	2698.1	2698.1
47.5°	3282.5	3155.0	3041.8	2939.6	2872.7	2846.8	2870.9	2872.7
50°	3538.4	3402.9	3270.0	3156.2	3076.1	3043.1	3074.4	3079.2
52.5°	3793.0	3661.1	3526.9	3396.9	3300.0	3259.7	3295.8	3311.5
55°	4051.2	3921.8	3793.5	3666.6	3551.6	3504.0	3542.6	3562.4
57.5°	4323.8	4204.0	4081.9	3953.6	3842.9	3768.9	3809.8	3836.3
60°	4643.4	4541.1	4414.0	4272.7	4160.6	4085.5	4108.9	4132.4
62.5°	4896.1	4935.9	4828.1	4664.5	4520.6	4424.3	4447.2	4471.8
65°	4774.0	5181.5	5277.2	5111.7	4912.4	4762.6	4752.9	4765.5
67.5°	3990.3	4781.8	5359.0	5516.7	5349.9	5141.8	5103.2	5121.9
70°	2669.3	3655.1	4673.5	5431.9	5633.5	5552.8	5514.9	5526.3
72.5°	1282.0	2128.8	3170.6	4178.8	4792.6	5074.3	5164.6	5208.6
75°	468.8	845.1	1528.1	2302.8	2780.0	3218.2	3504.0	3620.8
77.5°	282.8	341.3	488.2	734.9	832.4	931.7	893.1	912.5
80°	209.4	236.5	267.8	301.0	311.8	311.8	299.7	290.1
82.5°	146.9	164.3	179.3	197.4	202.2	193.2	158.9	126.4
85°	94.5	102.3	108.9	120.4	117.3	111.9	75.2	66.8
87.5°	43.4	49.3	51.8	57.2	54.7	52.4	37.3	31.3
90°	0.0	0.0	0.0	0.0	0.0	0.0	0.0	0.0

(END OF REPORT)